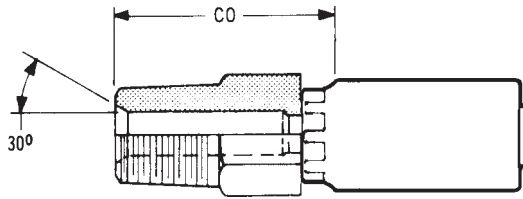




1J

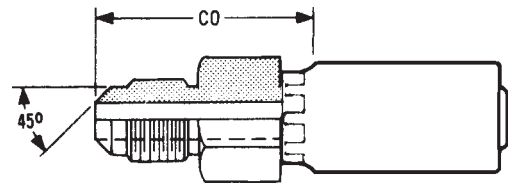
One-Piece Bite the Wire Fittings for SAE 100R1AT, 100R2AT, 100R5, 100R16, 100R17, Hydra-Lite I & II, and Hydra-Max

**NPTF
SOLID
MALE
STEM**



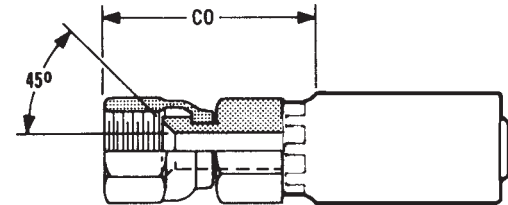
Part Number	Hose I.D.	Thread	Hex	Stem I.D.	Fitting Length	-CO- Cutoff
204-1J-102	1/4	1/8-27	5/8	.156	1.784	.874
204-1J-104	1/4	1/4-18	5/8	.156	1.940	1.030
204-1J-106	1/4	3/8-18	11/16	.156	1.940	1.030
204-1J-108	1/4	1/2-14	7/8	.156	2.175	1.265
206-1J-104	3/8	1/4-18	11/16	.296	1.971	1.061
206-1J-106	3/8	3/8-18	11/16	.296	1.971	1.061
206-1J-108	3/8	1/2-14	7/8	.296	2.222	1.312
208-1J-106	1/2	3/8-18	13/16	.406	2.472	1.312
208-1J-108	1/2	1/2-14	7/8	.406	2.472	1.312
208-1J-112	1/2	3/4-14	1-1/16	.406	2.534	1.374
210-1J-108	5/8	1/2-14	1-1/16	.500	2.534	1.374
210-1J-112	5/8	3/4-14	1-1/16	.500	2.534	1.374
212-1J-108	3/4	1/2-14	1-1/8	.625	2.614	1.364
212-1J-112	3/4	3/4-14	1-1/16	.625	2.676	1.526
212-1J-116	3/4	1 - 11-1/2	1-3/8	.625	2.926	1.676
216-1J-112	1	3/4-14	1-3/8	.717	2.922	1.452
216-1J-116	1	1 - 11-1/2	1-3/8	.843	3.172	1.702
220-1J-120	1-1/4	1-1/4 - 11-1/2	1-3/4	1.062	3.943	2.020

**SAE 45°
SOLID
MALE
STEM**



Part Number	Hose I.D.	Thread	Hex	Stem I.D.	Fitting Length	-CO- Cutoff
204-1J-303	1/4	3/8-24	5/8	.156	1.815	.905
204-1J-304	1/4	7/16-20	5/8	.156	1.878	.968
204-1J-305	1/4	1/2-20	5/8	.156	1.939	1.029
206-1J-306	3/8	5/8-18	11/16	.296	2.002	1.092
206-1J-308	3/8	3/4-16	11/16	.296	2.159	1.249
208-1J-308	1/2	3/4-16	13/16	.406	2.472	1.312
208-1J-310	1/2	7/8-14	7/8	.406	2.602	1.442
210-1J-310	5/8	7/8-14	1	.468	2.602	1.442
212-1J-312	3/4	1-1/16 - 14	1-1/8	.625	2.926	1.676

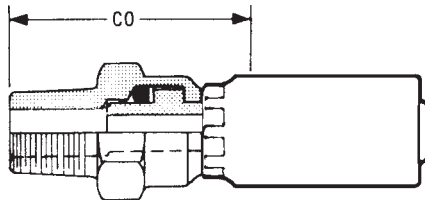
**SAE 45°
SWIVEL
FEMALE
STEM**



Part Number	Hose I.D.	Thread	Nut Hex	Stem Hex	Stem I.D.	Fitting Length	-CO- Cutoff
204-1J-404	1/4	7/16-20	5/8	9/16	.156	1.995	1.075
204-1J-405	1/4	1/2-20	5/8	11/16	.156	2.065	1.145
204-1J-406	1/4	5/8-18	5/8	3/4	.156	2.130	1.215
206-1J-404	3/8	7/16-20	11/16	9/16	.296	1.995	1.075
206-1J-406	3/8	5/8-18	11/16	3/4	.296	2.115	1.195
206-1J-408	3/8	3/4-16	11/16	7/8	.296	2.180	1.245
208-1J-406	1/2	5/8-18	13/16	3/4	.296	2.413	1.253
208-1J-408	1/2	3/4-16	13/16	7/8	.406	2.460	1.280
208-1J-410	1/2	7/8-14	13/16	1-1/16	.406	2.545	1.395
210-1J-410	5/8	7/8-14	1	1-1/16	.500	2.565	1.415
210-1J-412	5/8	1-1/16 - 14	1	1-1/4	.500	2.690	1.510
212-1J-410	3/4	7/8-14	1-1/16	1-1/16	.625	2.724	1.474
212-1J-412	3/4	1-1/16 - 14	1-1/16	1-1/4	.625	2.805	1.555

**NPTF
SWIVEL
MALE
STEM**

Leakage may occur at low pressure

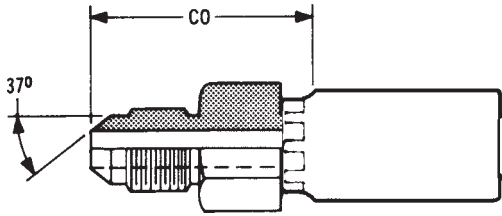


Part Number	Hose I.D.	Thread	Nut Hex	Stem I.D.	Fitting Length	-CO- Cutoff
204-1J-202	1/4	1/8-27	1/2	.156	2.002	1.092
204-1J-204	1/4	1/4-18	11/16	.156	2.365	1.440
204-1J-206	1/4	3/8-18	13/16	.156	2.515	1.625
204-1J-208	1/4	1/2-14	7/8	.156	2.705	1.795
206-1J-204	3/8	1/4-18	11/16	.296	2.510	1.605
206-1J-206	3/8	3/8-18	13/16	.296	2.510	1.625
206-1J-208	3/8	1/2-14	7/8	.296	2.700	1.810
208-1J-206	1/2	3/8-18	1	.406	2.755	1.605
208-1J-208	1/2	1/2-14	1	.406	2.955	1.800
210-1J-212	5/8	3/4-14	1-5/16	.500	3.000	1.855
212-1J-208	3/4	1/2-14	1-5/16	.625	3.125	1.890
212-1J-212	3/4	3/4-14	1-5/16	.625	3.135	1.885
216-1J-216	1	1 - 11-1/2	1-5/8	.844	3.760	2.300
220-1J-220	1-1/4	1-1/4 - 11-1/2	1-3/4	.937	4.395	2.480

One-Piece Bite the Wire Fittings for SAE 100R1AT, 100R2AT, 100R5, 100R16, 100R17, Hydra-Lite I & II, and Hydra-Max

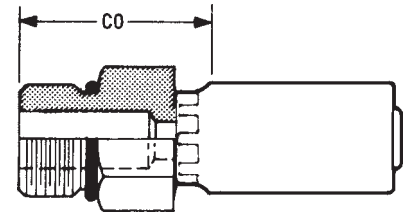


JIC 37° SOLID MALE STEM



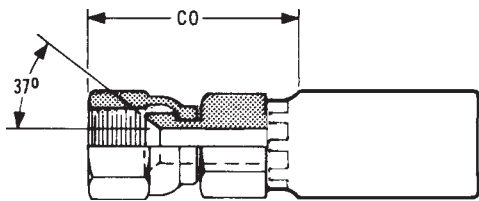
Part Number	Hose I.D.	Thread	Hex	Stem I.D.	Fitting Length	-CO-Cutoff
204-1J-504	1/4	7/16-20	5/8	.156	1.923	1.013
204-1J-505	1/4	1/2-20	5/8	.156	1.939	1.029
204-1J-506	1/4	9/16-18	5/8	.156	1.933	1.023
204-1J-507	1/4	5/8-18	5/8	.156	2.002	1.092
206-1J-506	3/8	9/16-18	11/16	.265	1.965	1.055
206-1J-508	3/8	3/4-16	3/4	.296	2.065	1.155
206-1J-510	3/8	7/8-14	7/8	.296	2.159	1.249
208-1J-508	1/2	3/4-16	13/16	.390	2.378	1.218
208-1J-510	1/2	7/8-14	7/8	.406	2.472	1.312
208-1J-512	1/2	1-1/16 - 12	1-1/16	.406	2.589	1.429
210-1J-508	5/8	3/4-16	1	.390	2.378	1.218
210-1J-510	5/8	7/8-14	1	.468	2.472	1.312
210-1J-512	5/8	1-1/16 - 12	1-1/16	.500	2.651	1.491
212-1J-510	3/4	7/8-14	1-1/16	.468	2.676	1.426
212-1J-512	3/4	1-1/16 - 12	1-1/8	.625	2.793	1.543
212-1J-514	3/4	1-3/16 - 12	1-1/4	.625	2.793	1.543
212-1J-516	3/4	1-5/16 - 12	1-3/8	.625	2.837	1.587
216-1J-516	1	1-5/16 - 12	1-5/8	.844	3.146	1.676
216-1J-520	1	1-5/8 - 12	1-5/8	.844	3.139	1.664
220-1J-520	1-1/4	1-5/8 - 12	1-3/4	1.062	3.932	1.993
220-1J-524	1-1/4	1-7/8 - 12	2	1.062	4.067	2.118

ORB SOLID MALE STEM



Part Number	Hose I.D.	Thread	Hex	Stem I.D.	Fitting Length	-CO-Cutoff
204-1J-704	1/4	7/16-20	5/8	.156	1.737	.827
204-1J-705	1/4	1/2-20	5/8	.156	1.737	.827
204-1J-706	1/4	9/16-18	11/16	.156	1.769	.859
206-1J-704	3/8	7/16-20	11/16	.250	1.769	.859
206-1J-705	3/8	1/2-20	11/16	.296	1.769	.859
206-1J-706	3/8	9/16-18	3/4	.296	1.862	.952
206-1J-708	3/8	3/4-16	7/8	.296	1.937	1.027
206-1J-710	3/8	7/8-14	1	.296	1.972	1.062
206-1J-712	3/8	1-1/16-12	1-1/4	.296	2.128	1.218
208-1J-708	1/2	3/4-16	7/8	.406	2.160	1.000
208-1J-710	1/2	7/8-14	1	.406	2.222	1.062
208-1J-712	1/2	1-1/16 - 12	1-1/4	.406	2.348	1.188
210-1J-708	5/8	3/4-16	1-1/8	.500	2.191	1.031
210-1J-710	5/8	7/8-14	1	.500	2.438	1.278
210-1J-712	5/8	1-1/16 - 12	1-1/4	.500	2.318	1.218
212-1J-710	3/4	7/8-14	1-1/16	.625	2.333	1.083
212-1J-712	3/4	1-1/16 - 12	1-1/4	.625	2.520	1.270
212-1J-714	3/4	1-3/16 - 12	1-3/8	.625	2.520	1.270
212-1J-716	3/4	1-5/16 - 12	1-1/2	.625	2.520	1.270
216-1J-712	1	1-1/16 - 12	1-3/8	.844	2.829	1.359
216-1J-714	1	1-3/16 - 12	1-3/8	.844	2.829	1.359
216-1J-716	1	1-5/16 - 12	1-1/2	.844	2.829	1.359
220-1J-720	1-1/4	1-5/8 - 12	1-3/4	1.062	3.568	1.646

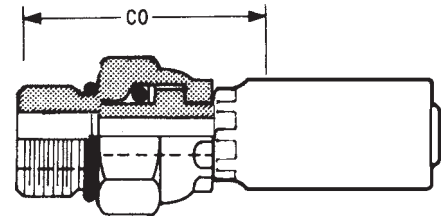
JIC 37° SWIVEL FEMALE STEM



Part Number	Hose I.D.	Thread	Stem Hex	Nut Hex	Stem I.D.	Fitting Length	-CO-Cutoff
204-1J-603	3/16	3/8-24	5/8	1/2	.156	1.983	1.073
204-1J-604	1/4	7/16-20	5/8	9/16	.156	1.995	1.070
204-1J-605	1/4	1/2-20	5/8	11/16	.156	2.050	1.125
204-1J-606	1/4	9/16-18	5/8	3/4	.156	2.035	1.120
206-1J-604	3/8	7/16-20	11/16	9/16	.171	1.984	1.074
206-1J-606	3/8	9/16-18	11/16	3/4	.296	2.030	1.105
206-1J-608	3/8	3/4-16	11/16	7/8	.296	2.165	1.245
206-1J-610	3/8	7/8-14	13/16	1-1/16	.296	2.245	1.345
208-1J-606	1/2	9/16-18	13/16	3/4	.296	2.340	1.165
208-1J-608	1/2	3/4-16	13/16	7/8	.406	2.470	1.310
208-1J-610	1/2	7/8-14	13/16	1-1/16	.406	2.530	1.370
208-1J-612	1/2	1-1/16 - 12	1	1-1/4	.406	2.655	1.505
210-1J-608	5/8	3/4-16	1	7/8	.406	2.455	1.295
210-1J-610	5/8	7/8-14	1	1-1/16	.500	2.565	1.405
210-1J-612	5/8	1-1/16 - 12	1	1-1/4	.500	2.655	1.485
210-1J-614	5/8	1-3/16 - 12	1-1/8	1-3/8	.500	2.685	1.520
212-1J-610	3/4	7/8-14	1-1/16	1-1/16	.500	2.745	1.490
212-1J-612	3/4	1-1/16 - 12	1-1/16	1-1/4	.625	2.810	1.570
212-1J-614	3/4	1-3/16 - 12	1-1/8	1-3/8	.625	2.830	1.585
212-1J-616	3/4	1-5/16 - 12	1-1/4	1-1/2	.625	2.920	1.700
216-1J-612	1	1-1/16 - 12	1-3/8	1-1/4	.718	3.040	1.580
216-1J-614	1	1-3/16 - 12	1-3/8	1-3/8	.844	3.055	1.600
216-1J-616	1	1-5/16 - 12	1-3/8	1-1/2	.844	3.175	1.720
216-1J-620	1	1-5/8 - 12	1-1/2	2	.844	3.175	1.825
220-1J-620	1-1/4	1-5/8 - 12	1-3/4	2	1.062	4.155	2.195

ORB SWIVEL MALE STEM

Leakage may occur at low pressure



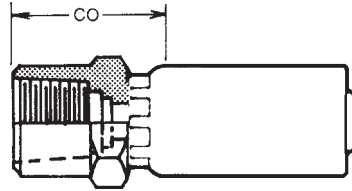
Part Number	Hose I.D.	Thread	Nut Hex	Stem I.D.	Fitting Length	-CO-Cutoff
204-1J-804	1/4	7/16-20	11/16	.156	2.260	1.340
204-1J-805	1/4	1/2-20	11/16	.156	2.260	1.340
204-1J-806	1/4	9/16-18	11/16	.156	2.270	1.365
204-1J-808	1/4	3/4-16	7/8	.156	2.298	1.393
206-1J-806	3/8	9/16-18	11/16	.296	2.320	1.405
206-1J-808	3/8	3/4-16	7/8	.296	2.275	1.365
206-1J-810	3/8	7/8-14	1	.296	2.485	1.570
208-1J-808	1/2	3/4-16	1	.406	2.650	1.500
208-1J-810	1/2	7/8-14	1	.406	2.695	1.535
210-1J-810	5/8	7/8-14	1	.500	2.695	1.535
212-1J-812	3/4	1-1/16 - 12	1-5/16	.625	3.125	1.890
212-1J-814	3/4	1-3/16 - 12	1-5/16	.625	2.960	1.720



1J

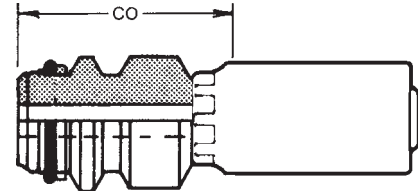
One-Piece Bite the Wire Fittings for SAE 100R1AT, 100R2AT, 100R5, 100R16, 100R17, Hydra-Lite I & II, and Hydra-Max

NPTF SOLID FEMALE STEM



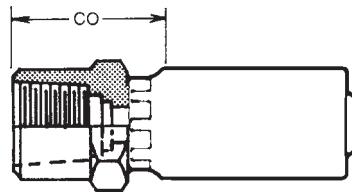
Part Number	Hose I.D.	Thread	Nut Hex	Stem I.D.	Fitting Length	-CO-Cutoff
204-1J-902	1/4	1/8-27	5/8	.156	1.784	.874
204-1J-904	1/4	1/4-18	11/16	.156	1.784	.874
204-1J-906	1/4	3/8-18	13/16	.156	1.972	1.782
206-1J-904	3/8	1/4-18	11/16	.296	1.784	.874
206-1J-906	3/8	3/8-18	13/16	.296	1.847	.937
206-1J-908	3/8	1/2-14	1	.296	2.050	1.140
208-1J-906	1/2	3/8-18	13/16	.406	2.050	1.140
208-1J-908	1/2	1/2-14	1	.406	2.300	1.140
212-1J-912	3/4	3/4-14	1-1/4	.625	2.676	1.426
216-1J-916	1	1 - 11-1/2	1-1/2	.843	3.031	1.561
220-1J-920	1-1/4	1-1/4 - 11-1/2	1-7/8	1.062	3.756	1.834

MALE "O"-LOK STEM



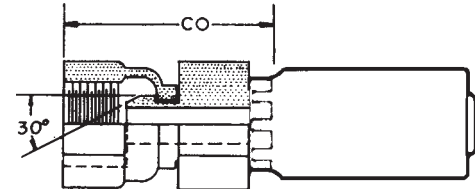
Part Number	Hose I.D.	Male Size	Stem I.D.	Fitting Length	-CO-Cutoff
204-1J-S04	1/4	1/4	.156	2.227	1.317
206-1J-S06	3/8	3/8	.296	2.227	1.317
208-1J-S08	1/2	1/2	.406	2.477	1.287
412-1J-S12	3/4	3/4	.625	2.619	1.369
416-1J-S16	1	1	.843	3.370	1.600
220-1J-S20	1-1/4	1-1/4	1.062	3.683	1.764

SOLID FEMALE GREASE FITTING STEM



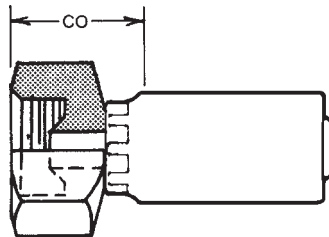
Part Number	Hose I.D.	Thread	Nut Hex	Stem I.D.	Fitting Length	-CO-Cutoff
204-1JSP-908	1/4	1/2-27	1-1/16	.156	1.784	.874
206-1JSP-908	3/8	1/2-27	1-1/16	.296	1.784	.874

NPSM SWIVEL FEMALE STEM



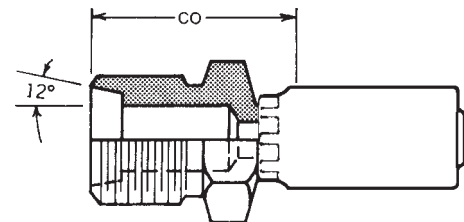
Part Number	Hose I.D.	Thread	Stem Hex	Nut Hex	Stem I.D.	Fitting Length	-CO-Cutoff
204-1J-4 FPX	1/4	1/4-18	5/8	11/16	.156	1.937	1.027
204-1J-6 FPX	1/4	3/8-18	5/8	7/8	.156	2.040	1.143
206-1J-4 FPX	3/8	1/4-18	11/16	11/16	.250	1.960	1.079
206-1J-6 FPX	3/8	3/8-18	11/16	7/8	.296	2.062	1.153
208-1J-8 FPX	1/2	1/2-14	13/16	1	.406	2.390	1.230
212-1J-12 FPX	3/4	3/4-14	1-1/16	1-1/4	.625	2.769	1.519
216-1J-16 FPX	1	1 - 11-1/2	1-3/8	1-1/2	.843	2.980	1.520
220-1J-20 FPX	1-1/4	1-1/4 - 11-1/2	1-3/4	1-7/8	1.062	4.054	1.705

45° SOLID FEMALE INVERTED FLARE STEM



Part Number	Hose I.D.	Thread	Hex	Stem I.D.	Fitting Length	-CO-Cutoff
204-1J-904 IF	1/4	7/16-24	11/16	.156	1.597	.687
204-1J-905 IF	1/4	1/2-20	11/16	.156	1.597	.687
204-1J-906 IF	1/4	5/8-18	3/4	.156	1.597	.687
206-1J-906 IF	3/8	5/8-18	3/4	.296	1.532	.622

MALE FLARELESS STEM



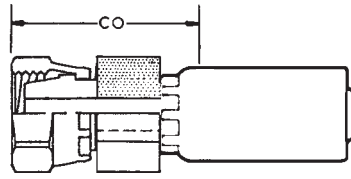
Part Number	Hose I.D.	Thread	Hex	Stem I.D.	Fitting Length	-CO-Cutoff
204-1J-E04	1/4	7/16-20	5/8	.156	1.831	.921
204-1J-E05	1/4	1/2-20				
204-1J-E06	1/4	9/16-18	5/8	.156	1.847	.937
206-1J-E05	3/8	1/2-20	11/16	.234	1.863	.953
206-1J-E06	3/8	9/16-18	11/16	.296	1.879	.969
206-1J-E08	3/8	3/4-16	13/16	.296	1.971	1.061
208-1J-E08	1/2	3/4-16	13/16	.406	2.285	1.125
208-1J-E10	1/2	7/8-14	1	.406	2.348	1.188

One-Piece Bite the Wire Fittings for SAE 100R1AT, 100R2AT, 100R5, 100R16, 100R17, Hydra-Lite I & II, and Hydra-Max



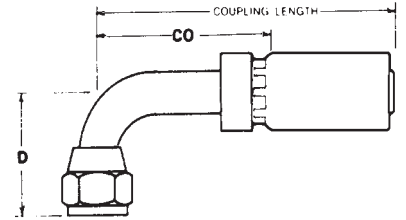
SWIVEL FEMALE FLARELESS 24° CONE

For Flareless Sleeve and Nut



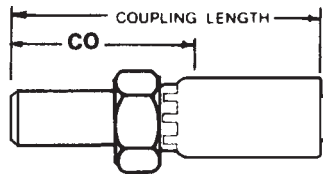
Part Number	Hose I.D.	Thread	Stem Hex	Nut Hex	Stem I.D.	Fitting Length	-CO-Cutoff
204-1JMFx-4	1/4	7/16-20	5/8	9/16	.156	2.122	1.237
204-1JMFx-5	1/4	1/2-20	5/8	11/16	.156		
206-1JMFx-6	3/8	9/16-18	11/16	3/4	.296		
206-1JMFx-8	3/8	3/4-16	11/16	7/8	.296		
208-1JMFx-8	1/2	3/4-16	13/16	7/8	.406		
208-1JMFx-10	1/2	7/8-14	13/16	1-1/16	.406		
208-1JMFx-11	1/2	15/16-16	1	1-1/8	.406		
212-1JMFx-12	3/4	1-1/16-12	1-1/16	1-1/4	.625	3.017	1.777
216-1JMFx-16	1	1-5/16-12	1-3/8	1-1/2	.844	3.487	2.032
216-1JMFxSP-16	1	1-5/16-16	1-3/8	1-1/2	.844	3.487	2.032
220-1JMFx-20	1-1/4	1-5/8-12	1-3/4	2	1.062		

SAE 45° SWIVEL FEMALE STEM 90° BENT TUBE SHORT DROP



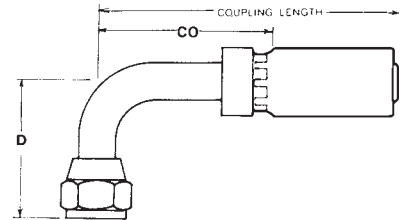
Part Number	Hose I.D.	Thread	Nut Hex	-D-Drop	Fitting Length	-CO-Cutoff
206-1JS-466	3/8	5/8-18	3/4	.850	2.575	1.665
206-1JS-468	3/8	3/4-16	7/8	1.170	2.670	1.760
208-1JS-468	1/2	3/4-16	7/8	1.090	2.780	1.620

INCH STAND PIPE



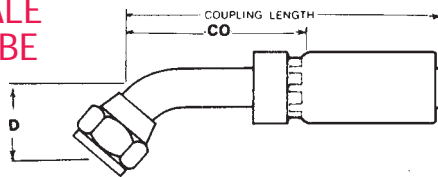
Part Number	Hose I.D.	Tube O.D.	Tube Length	Fitting Length	-CO-Cutoff
204-1JST-4	1/4	1/4	.750	2.222	1.312
204-1JST-6	1/4	3/8	.875	2.347	1.437
406-1JST-6	3/8	3/8	.875	2.472	1.562
406-1JST-8	3/8	1/2	1.000	2.597	1.687
408-1JST-8	1/2	1/2	1.000	2.847	1.687
408-1JST-10	1/2	5/8	1.000	2.847	1.687
410-1JST-12	5/8	3/4	1.125	3.003	1.843
412-1JST-12	3/4	3/4	1.125	3.691	1.836
416-1JST-16	1	1	1.250	4.050	2.000

SAE 45° SWIVEL FEMALE 90° BENT TUBE MEDIUM DROP



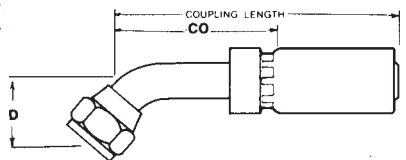
Part Number	Hose I.D.	Thread	Nut Hex	-D-Drop	Fitting Length	-CO-Cutoff
204-1JM-464	1/4	7/16-20	9/16	.880	2.335	1.425
206-1JM-466	3/8	5/8-18	3/4	1.160	2.675	1.765

SAE 45° SWIVEL FEMALE 45° BENT TUBE SHORT DROP



Part Number	Hose I.D.	Thread	Nut Hex	-D-Drop	Fitting Length	-CO-Cutoff
206-1JS-486	3/8	5/8-18	3/4	.410	2.925	2.015
206-1JS-488	3/8	3/4-16	7/8	.550	3.285	2.365

JIC 37° SWIVEL FEMALE STEM 45° BENT TUBE SHORT DROP



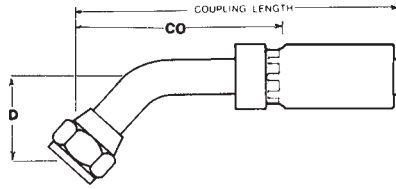
Part Number	Hose I.D.	Thread	Hex	-D-Drop	Fitting Length	-CO-Cutoff
204-1JS-684	1/4	7/16-20	9/16	.330	2.605	1.695
204-1JS-685	1/4	1/2-20	5/8	.360	2.705	1.795
204-1JS-686	1/4	9/16-18	11/16	.410	2.925	2.010
206-1JS-686	3/8	9/16-18	11/16	.410	2.925	2.015
206-1JS-688	3/8	3/4-16	7/8	.550	3.275	2.240
208-1JS-688	1/2	3/4-16	7/8	.550	3.463	2.303
208-1JS-690	1/2	7/8-14	1	.650	3.763	2.603
210-1JS-690	5/8	7/8-14	1	.650	3.785	2.620
210-1JS-692	5/8	1-1/16 - 12	1-1/4	.780	4.045	2.885
212-1JS-692	3/4	1-1/16 - 12	1-1/4	.780	4.145	2.895
212-1JS-694	3/4	1-3/16 - 12	1-3/8	.860	4.405	3.150
212-1JS-696	3/4	1-5/16 - 12	1-1/2	.890	4.555	3.300
216-1JS-692	1	1-1/16 - 12	1-1/4	.780	4.430	2.960
216-1JS-696	1	1-5/16 - 12	1-1/2	.890	4.430	2.960



1J

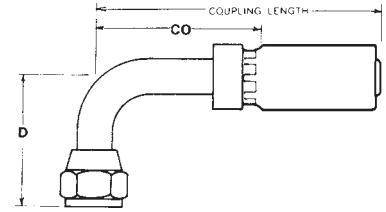
One-Piece Bite the Wire Fittings for SAE 100R1AT, 100R2AT, 100R5, 100R16, 100R17, Hydra-Lite I & II, and Hydra-Max

JIC 37° SWIVEL
FEMALE STEM
45° BENT TUBE
MEDIUM DROP



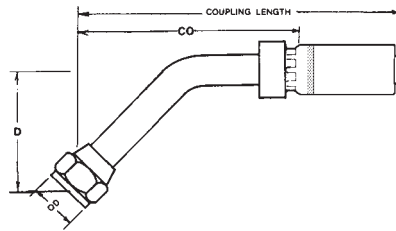
Part Number	Hose I.D.	Thread	Hex	-D-Drop	Fitting Length	-CO-Cutoff
204-1JM-684	1/4	7/16-20	9/16	.470	2.605	1.690
204-1JM-685	1/4	1/2-20	5/8	.590	2.705	1.790
204-1JM-686	1/4	9/16-18	11/16	.590	2.925	2.010
206-1JM-686	3/8	9/16-18	11/16	.590	2.925	2.015
206-1JM-688	3/8	3/4-16	7/8	.690	3.275	2.200
208-1JM-688	1/2	3/4-16	7/8	.690	3.463	2.303
208-1JM-690	1/2	7/8-14	1	.780	3.763	2.600
210-1JM-690	5/8	7/8-14	1	.780	3.785	2.620
210-1JM-692	5/8	1-1/16 - 12	1-1/4	1.060	4.045	2.885
212-1JM-690	3/4	7/8-14	1	.780	3.895	2.640
212-1JM-692	3/4	1-1/16 - 12	1-1/4	1.060	4.145	2.895
212-1JM-696	3/4	1-5/16 - 12	1-1/2	1.160	4.565	3.310
216-1JM-696	1	1-5/16 - 12	1-1/2	1.160	4.780	3.315
420-1JM-698	1-1/4	1-5/8 - 12	2	1.300	6.840	4.920

JIC 37° SWIVEL
FEMALE STEM
90° BENT TUBE
MEDIUM DROP



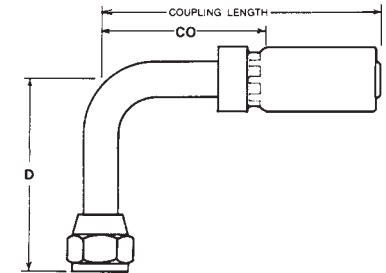
Part Number	Hose I.D.	Thread	Nut Hex	-D-Drop	Fitting Length	-CO-Cutoff
204-1JM-664	1/4	7/16-20	9/16	.880	2.335	1.425
204-1JM-665	1/4	1/2-20	5/8	1.130	2.425	1.515
204-1JM-666	1/4	9/16-18	11/16	1.130	2.575	1.670
206-1JM-666	3/8	9/16-18	11/16	1.130	2.575	1.670
206-1JM-668	3/8	3/4-16	7/8	1.380	2.795	1.885
208-1JM-668	1/2	3/4-16	7/8	1.380	2.983	1.823
208-1JM-670	1/2	7/8-14	1	1.750	3.283	2.123
210-1JM-670	5/8	7/8-14	1	1.750	3.295	2.135
210-1JM-672	5/8	1-1/16 - 12	1-1/4	2.060	3.895	2.730
212-1JM-670	3/4	7/8-14	1	1.750	3.415	2.160
212-1JM-672	3/4	1-1/16 - 12	1-1/4	2.060	4.005	2.755
212-1JM-676	3/4	1-5/16 - 12	1-3/8	2.620	4.495	3.240
216-1JM-676	1	1-5/16 - 12	1-3/8	2.620	4.720	3.250
216-1JM-678	1	1-5/8 - 12	1-1/2	3.400	5.850	4.400
420-1JM-678	1-1/4	1-5/8 - 12	1-1/2	3.500	6.840	4.920

JIC 37° SWIVEL
FEMALE STEM
45° BENT TUBE
LONG DROP



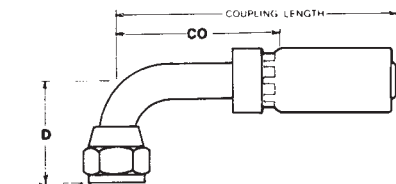
Part Number	Hose I.D.	Thread	Nut Hex	-D-Drop	Fitting Length	-CO-Cutoff
208-1JL-688	1/2	3/4-16	7/8	.700	3.623	2.500
208-1JL-690	1/2	7/8-14	1	.880	3.863	2.700
216-1JL-696	1	1-5/16 - 12	1-1/2	1.330	4.960	3.490

JIC 37° SWIVEL
FEMALE STEM
90° BENT TUBE
LONG DROP



Part Number	Hose I.D.	Thread	Nut Hex	-D-Drop	Fitting Length	-CO-Cutoff
204-1JL-664	1/4	7/16-20	9/16	1.800	2.335	1.425
204-1JL-665	1/4	1/2-20	5/8	1.800	2.425	1.515
204-1JL-666	1/4	9/16-18	11/16	2.180	2.585	1.675
206-1JL-666	3/8	9/16-18	11/16	2.180	2.575	1.670
206-1JL-668	3/8	3/4-16	7/8	2.430	2.795	1.885
208-1JL-668	1/2	3/4-16	7/8	2.430	2.983	1.823
208-1JL-670	1/2	7/8-14	1	2.570	3.283	2.123
208-1JL-672	1/2	1-1/16-12	1-1/4	3.730	3.893	2.730
210-1JL-670	5/8	7/8-14	1	2.570	3.255	2.135
210-1JL-672	5/8	1-1/16 - 12	1-1/4	3.730	3.895	2.730
212-1JL-672	3/4	1-1/16 - 12	1-1/4	3.730	4.005	2.755
212-1JL-674	3/4	1-3/16 - 12	1-3/8	3.930	4.135	2.885
212-1JL-676	3/4	1-5/16 - 12	1-1/2	4.330	4.495	3.240
216-1JL-674	1	1-3/16 - 12	1-3/8	3.930	4.370	2.890
216-1JL-676	1	1-5/16 - 12	1-1/2	4.330	4.720	3.250

JIC 37° SWIVEL
FEMALE STEM
90° BENT TUBE
SHORT DROP

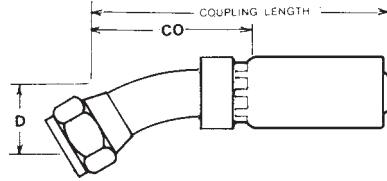


Part Number	Hose I.D.	Thread	Nut Hex	-D-Drop	Fitting Length	-CO-Cutoff
204-1JS-664	1/4	7/16-20	9/16	.780	2.335	1.425
204-1JS-665	1/4	1/2-20	5/8	.900	2.425	1.510
204-1JS-666	1/4	9/16-18	11/16	.850	2.575	1.665
206-1JS-666	3/8	9/16-18	11/16	.850	2.575	1.670
206-1JS-668	3/8	3/4-16	7/8	1.170	2.670	1.755
208-1JS-666	1/2	9/16-18	11/16	.980	2.873	1.740
208-1JS-668	1/2	3/4-16	7/8	1.170	2.920	1.760
208-1JS-670	1/2	7/8-14	1	1.320	3.283	2.123
210-1JS-670	5/8	7/8-14	1	1.320	3.295	2.135
210-1JS-672	5/8	1-1/16 - 12	1-1/4	1.870	3.895	2.730
212-1JS-670	3/4	7/8-14	1	1.320	3.415	2.160
212-1JS-672	3/4	1-1/16 - 12	1-1/4	1.870	4.005	2.755
212-1JS-674	3/4	1-3/16 - 12	1-3/8	2.000	4.375	3.120
212-1JS-676	3/4	1-5/16 - 12	1-1/2	2.240	4.500	3.250
216-1JS-676	1	1-5/16 - 12	1-1/2	2.240	4.720	3.250
420-1JS-678	1-1/4	1-5/8 - 12	1-1/2	3.500	6.840	4.920

One-Piece Bite the Wire Fittings for SAE 100R1AT, 100R2AT, 100R5, 100R16, 100R17, Hydra-Lite I & II, and Hydra-Max

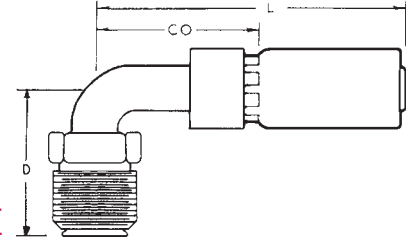


JIC 37° SWIVEL FEMALE STEM 30° BENT TUBE SHORT DROP



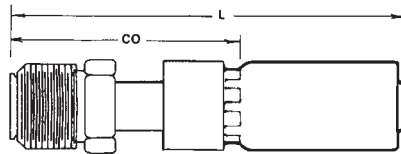
Part Number	Hose I.D.	Thread	Nut Hex	-D-Drop	Fitting Length	-CO-Cutoff
210-1JS-622	5/8	1-1/16 - 12	1-1/4	.480	3.655	2.49

SAE 45° MALE INVERTED SWIVEL STEM 90° BENT TUBE



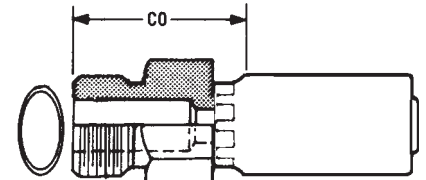
Part Number	Hose I.D.	Thread	Nut Hex	-D-Drop	Fitting Length	-CO-Cutoff
204-1J-B63	1/4	3/8-24	3/8	.970	2.215	1.300
204-1J-B64	1/4	7/16-24	7/16	1.100	2.415	1.505
204-1J-B65	1/4	1/2-20	1/2	1.280	2.595	1.680
206-1J-B64	3/8	7/16-24	7/16	1.100	2.415	1.500
206-1J-B65	3/8	1/2-20	1/2	1.280	2.595	1.680
206-1J-B66	3/8	5/8-18	5/8	1.450	2.765	1.855
206-1J-B67	3/8	11/16-18	11/16	1.600	2.915	2.005
206-1J-B68	3/8	3/4-18	3/4	1.780	3.095	2.180
208-1J-B68	1/2	3/4-18	3/4	1.780	3.343	2.185
208-1J-B70	1/2	7/8-18	7/8	2.090	3.593	2.430

SAE 45° MALE INVERTED SWIVEL STEM STRAIGHT TUBE



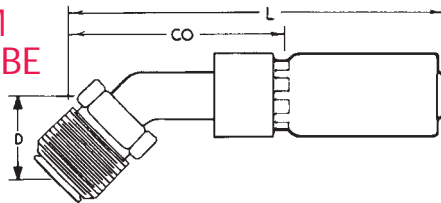
Part Number	Hose I.D.	Thread	Nut Hex	Fitting Length	-CO-Cutoff
204-1J-B03	1/4	3/8-24	3/8	2.415	1.505
204-1J-B04	1/4	7/16-24	7/16	2.475	1.565
204-1J-B05	1/4	1/2-20	1/2	2.595	1.685
206-1J-B04	3/8	7/16-24	7/16	2.475	1.565
206-1J-B05	3/8	1/2-20	1/2	2.595	1.685
206-1J-B06	3/8	5/8-18	5/8	2.635	1.725
206-1J-B07	3/8	11/16-18	11/16	2.715	1.805
206-1J-B08	3/8	3/4-18	3/4	2.835	1.925
208-1J-B06	1/2	5/8-18	5/8	2.883	1.723
208-1J-B08	1/2	3/4-18	3/4	3.083	1.923
208-1J-B10	1/2	7/8-18	7/8	3.143	1.983

SOLID MALE FLAT FACE O-RING SEAL STEM



Part Number	Hose I.D.	Thread	Hex	Stem I.D.	Fitting Length	-CO-Cutoff	"O" Ring Part No.
204-1JFS-04	1/4	9/16-18	5/8	.156	1.764	.850	4 ORFS
204-1JFS-06	1/4	11/16-16	3/4	.156	1.850	.940	6 ORFS
206-1JFS-04	3/8	6/16-18	3/4	.265	1.858	.948	4 ORFS
206-1JFS-06	3/8	11/16-16	3/4	.265	1.850	.940	6 ORFS
206-1JFS-08	3/8	13/16-16	7/8	.265	1.976	1.066	8 ORFS
208-1JFS-06	1/2	11/16-16	7/8	.375	2.163	1.003	6 ORFS
208-1JFS-08	1/2	13/16-16	7/8	.375	2.226	1.065	8 ORFS
208-1JFS-10	1/2	1-14	1	.406	2.363	1.203	10 ORFS
208-1JFS-12	1/2	1-3/16-12	1-1/4	.406	2.454	1.294	12 ORFS
210-1JFS-08	5/8	13/16-16	1-1/16	.482	2.257	1.097	8 ORFS
210-1JFS-10	5/8	1-14	1-1/16	.500	2.394	1.235	10 ORFS
210-1JFS-12	5/8	1-13/16-12	1-1/4	.482	2.485	1.325	12 ORFS
412-1JFS-10	3/4	1-14	1-1/4	.609	3.141	1.286	10 ORFS
412-1JFS-12	3/4	1-3/16-12	1-1/4	.609	3.201	1.345	12 ORFS
416-1JFS-16	1	1-7/16-12	1-1/2	.812	3.504	1.455	16 ORFS
220-1JFS-20	1-1/4	1-11/16-12	1-3/4	1.046	3.663	1.740	20 ORFS

SAE 45° MALE INVERTED SWIVEL STEM 45° BENT TUBE



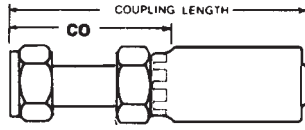
Part Number	Hose I.D.	Thread	Nut Hex	-D-Drop	Fitting Length	-CO-Cutoff
204-1J-B43	1/4	3/8-24	3/8	.530	2.525	1.615
204-1J-B44	1/4	7/16-24	7/16	.570	2.695	1.780
204-1J-B45	1/4	1/2-20	1/2	.650	2.885	1.975
206-1J-B44	3/8	7/16-24	7/16	.570	2.695	1.780
206-1J-B45	3/8	1/2-20	1/2	.650	2.885	1.975
206-1J-B46	3/8	5/8-18	5/8	.710	3.035	2.125
206-1J-B47	3/8	11/16-18	11/16	.760	3.161	2.240
206-1J-B48	3/8	3/4-18	3/4	.850	3.365	2.450
208-1J-B48	1/2	3/4-18	3/4	.850	3.613	2.515
208-1J-B50	1/2	7/8-18	7/8	.960	3.823	2.660
210-1J-B48	5/8	3/4-18	3/4	.850	3.840	2.683



1J

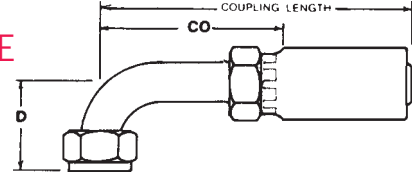
One-Piece Bite the Wire Fittings for SAE 100R1AT, 100R2AT, 100R5, 100R16, 100R17, Hydra-Lite I & II, and Hydra-Max

SWIVEL FEMALE
FLAT FACE
O-RING
SEAL STEM
STRAIGHT



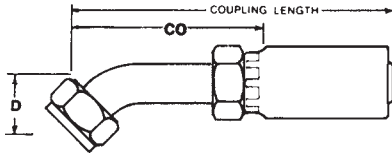
Part Number	Hose I.D.	Thread	Stem Hex	Nut Hex	Fitting Length	-CO-Cutoff
204-1JFSX-04	1/4	9/16-18	5/8	11/16	1.702	.792
204-1JFSX-06	1/4	11/16-16	5/8	13/16	1.727	.817
206-1JFSX-04	3/8	9/16-18	11/16	11/16	1.702	.792
206-1JFSX-06	3/8	11/16-16	11/16	13/16	1.727	.817
206-1JFSX-08	3/8	13/16-16	3/4	15/16	1.764	.854
208-1JFSX-06	1/2	11/16-16	7/8	13/16	1.977	.817
208-1JFSX-08	1/2	13/16-16	13/16	15/16	2.062	.902
208-1JFSX-10	1/2	1 - 14	7/8	1-1/8	2.079	.919
208-1JFSX-12	1/2	1-3/16 - 12	1-1/8	1-3/8	2.092	.932
210-1JFSX-10	5/8	1 - 14	1	1-1/8	2.127	.967
210-1JFSX-12	5/8	1-3/16 - 12	1-1/8	1-3/8	2.140	.980
412-1JFSX-08	3/4	13/16-16	1-1/16	15/16	2.856	1.001
412-1JFSX-10	3/4	1 - 14	1-1/16	1-1/8	2.874	1.019
412-1JFSX-12	3/4	1-3/16 - 12	1-1/16	1-3/8	2.887	1.032
412-1JFSX-16	3/4	1-7/16 - 12	1-3/8	1-5/8	3.022	1.167
416-1JFSX-16	1	1-7/16 - 12	1-3/8	1-5/8	3.243	1.193
416-1JFSX-20	1	1-11/16 - 12	1-1/2	1-7/8	4.050	2.000
220-1JFSX-20	1-1/4	1-11/16 - 12	1-3/4	1-7/8	4.090	2.167

SWIVEL FEMALE
FLAT FACE
O-RING
SEAL STEM
90° SHORT DROP



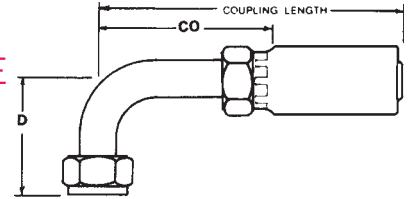
Part Number	Hose I.D.	Thread	Nut Hex	-D-Drop	Fitting Length	-CO-Cutoff
204-1JFSX-A24	1/4	9/16-18	11/16	.820	2.425	1.550
204-1JFSX-A26	1/4	11/16-16	13/16	.900	2.850	1.985
206-1JFSX-A24	3/8	9/16-18	11/16	.820	2.460	1.550
206-1JFSX-A26	3/8	11/16-16	13/16	.900	2.750	1.840
206-1JFSX-A28	3/8	13/16-16	15/16	1.150	3.170	2.230
208-1JFSX-A28	1/2	13/16-16	15/16	1.150	2.260	2.215
208-1JFSX-A30	1/2	1 - 14	1-1/8	1.490	3.010	1.850
208-1JFSX-A32	1/2	1-3/16 - 12	1-3/8	1.895	4.000	2.840
210-1JFSX-A30	5/8	1 - 14	1-1/8	1.490	3.400	2.250
210-1JFSX-A32	5/8	1-3/16 - 12	1-3/8	1.895	4.000	2.830
412-1JFSX-A30	3/4	1-14	1-1/8	1.270	4.705	2.850
412-1JFSX-A32	3/4	1-3/16 - 12	1-3/8	1.880	4.705	2.850
412-1JFSX-A36	7/8	1-7/16-12	1-5/8	2.200	5.075	3.825
416-1JFSX-A36	1	1-7/16 - 12	1-5/8	2.200	5.875	3.825
220-1JFSX-A40	1-1/4	1-11/16 - 12	1-7/8	2.500	5.825	3.902

SWIVEL FEMALE
FLAT FACE
O-RING
SEAL STEM 45°



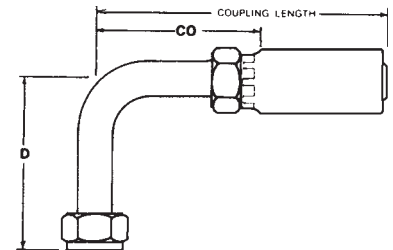
Part Number	Hose I.D.	Thread	Nut Hex	-D-Drop	Fitting Length	-CO-Cutoff
204-1JFSX-L64	1/4	9/16-18	11/16	.410	2.450	1.575
206-1JFSX-L64	3/8	9/16-18	11/16	.410	2.610	1.700
206-1JFSX-L66	3/8	11/16-16	13/16	.430	2.750	1.840
206-1JFSX-L68	3/8	13/16-16	15/16	.590	3.100	2.190
208-1JFSX-L68	1/2	13/16-16	15/16	.590	3.350	2.190
208-1JFSX-L70	1/2	1-14	1-1/8	.650	3.750	2.590
210-1JFSX-L70	5/8	1-14	1-1/8	.650	3.750	2.590
412-1JFSX-L72	3/4	1-3/16-12	1-3/8	.830	4.525	2.670
416-1JFSX-L76	1	1-7/16-12	1-5/8	.940	5.625	3.575
416-1JFSX-L80	1	1-11/16-12	1-7/8	1.000	5.625	3.575
220-1JFSX-L80	1-1/4	1-11/16-12	1-7/8	1.000	5.930	4.007

SWIVEL FEMALE
FLAT FACE
O-RING
SEAL STEM
90° MEDIUM DROP



Part Number	Hose I.D.	Thread	Nut Hex	-D-Drop	Fitting Length	-CO-Cutoff
204-1JFSX-J34	1/4	9/16-18	11/16	1.260	2.450	1.550
204-1JFSX-J36	1/4	11/16-16	13/16	1.500	2.850	1.985
206-1JFSX-J36	3/8	11/16-16	13/16	1.500	2.850	1.940
208-1JFSX-J38	1/2	13/16-16	15/16	1.620	3.460	2.300
208-1JFSX-J40	1/2	1 - 14	1-1/8	1.850	3.240	2.319
210-1JFSX-J40	5/8	1 - 14	1-1/8	1.850	3.550	2.350
412-1JFSX-J42	3/4	1-3/16 - 12	1-3/8	2.280	4.575	2.720
416-1JFSX-J46	1	1-7/16 - 12	1-5/8	2.780	5.625	3.550
220-1JFSX-J50	1-1/4	1-11/16 - 12	1-7/8	3.090	5.925	4.025

SWIVEL FEMALE
FLAT FACE
O-RING
SEAL STEM
90° LONG DROP

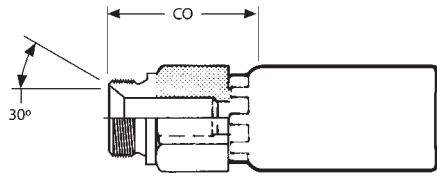


Part Number	Hose I.D.	Thread	Nut Hex	-D-Drop	Fitting Length	-CO-Cutoff
204-1JFSX-A64	1/4	9/16-18	11/16	1.800	2.450	1.575
206-1JFSX-A66	3/8	11/16-16	13/16	2.130	2.875	1.965
206-1JFSX-A68	3/8	13/16-16	15/16	2.520	3.200	2.290
208-1JFSX-A68	1/2	13/16-16	15/16	2.500	3.450	2.300
210-1JFSX-A70	5/8	1 - 14	1-1/8	2.750	3.730	2.600
412-1JFSX-A72	3/4	1-3/16-12	1-3/8	3.780	4.550	2.750
412-1JFSX-A76	7/8	1-7/16-12	1-5/8	.940	4.825	3.575
416-1JFSX-A76	1	1-7/16-12	1-5/8	4.500	5.590	3.540
220-1JFSX-A80	1-1/4	1-11/16-12	1-7/8	5.090	5.875	3.975

One-Piece Bite the Wire British Standard Fittings for SAE 100R1AT, 100R2AT, 100R5, 100R16, 100R17, Hydra-Lite I & II, and Hydra-Max

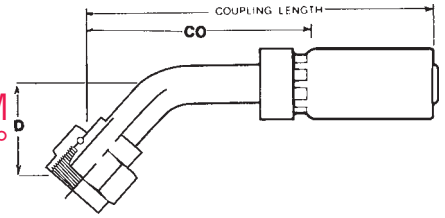


BRITISH STANDARD PARALLEL PIPE BSPP SOLID MALE STEM 30° SEAT



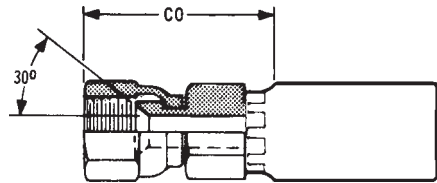
Part Number	Hose I.D.	Thread	Hex	Fitting Length	-CO-Cutoff
204-1JBP-104	1/4	1/4-19	3/4	1.891	.981
206-1JBP-106	3/8	3/8-19	7/8	1.981	1.071
206-1JBP-108	3/8	1/2-14	1-1/16	2.142	1.232
208-1JBP-108	1/2	1/2-14	1-1/16	2.392	1.232
208-1JBP-110	1/2	5/8-14	1-1/8	2.542	1.382
210-1JBP-112	5/8	3/4-14	1-1/4	2.534	1.374
412-1JBP-112	3/4	3/4-14	1-1/4	3.281	1.426
412-1JBP-116	3/4	1-11	1-5/8	3.394	1.539
416-1JBP-116	1	1-11	1-5/8	3.645	1.595
220-1JBP-120	1-1/4	1-1/4-11	2	3.901	1.552

BSPP SWIVEL FEMALE STEM 30° CONE 45° BENT TUBE



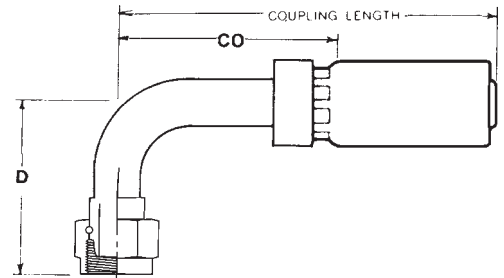
Part Number	Hose I.D.	Thread	Nut Hex	-D-Drop	Fitting Length	-CO-Cutoff
204-1JBPX-4 45	1/4	1/4-19	11/16	.500	2.565	1.690
204-1JBPX-6 45	1/4	3/8-19	7/8	.625	2.885	2.010
206-1JBPX-6 45	3/8	3/8-19	7/8	.625	2.885	2.010
206-1JBPX-8 45	3/8	1/2-14	1	.944	3.075	2.200
208-1JBPX-8 45	1/2	1/2-14	1	.750	3.137	2.200
208-1JBPX-10 45	1/2	5/8-14	1-1/16	1.125	3.387	2.450
210-1JBPX-10 45	5/8	5/8-14	1-1/16	.875	3.745	2.620
210-1JBPX-12 45	5/8	3/4-14	1-1/4	1.125	3.875	2.750
412-1JBPX-12 45	3/4	3/4-14	1-1/4	1.125	4.755	2.900
412-1JBPX-16 45	3/4	1-14	1-1/2	1.427	5.139	3.284
416-1JBPX-16 45	1	1-11	1-1/2	1.250	5.360	3.310
416-1JBPX-20 45	1	1-1/4-11	1-7/8	1.500	5.750	3.700
220-1JBPX-20 45	1-1/4	1-1/4-11	1-7/8	1.500	5.456	3.533

JIS SWIVEL FEMALE STEM 30° SEAT



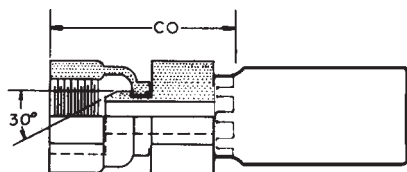
Part Number	Hose I.D.	Thread	Nut Hex	Stem Hex	Fitting Length	-CO-Cutoff
204-1JBP-604	1/4	1/4-19	11/16	5/8	1.937	1.027
206-1JBP-606	3/8	3/8-19	7/8	11/16	2.033	1.123
208-1JBP-608	1/2	1/2-14	1	13/16	2.378	1.218
412-1JBP-612	3/4	3/4-14	1-1/4	1-1/16	3.344	1.489
416-1JBP-616	1	1-11	1-1/2	1-3/8	3.565	1.515
220-1JBP-620	1-1/4	1-1/4-11	1-7/8	1-3/4	4.036	2.114

BSPP SWIVEL FEMALE STEM 30° CONE 90° BENT TUBE



Part Number	Hose I.D.	Thread	Nut Hex	-D-Drop	Fitting Length	-CO-Cutoff
204-1JBPX-4 90	1/4	1/4-19	11/16	1.625	2.390	1.515
204-1JBPX-6 90	1/4	3/8-19	7/8	1.625	2.540	1.665
206-1JBPX-6 90	3/8	3/8-19	7/8	1.625	2.540	1.665
206-1JBPX-8 90	3/8	1/2-14	1	1.750	2.755	1.880
208-1JBPX-8 90	1/2	1/2-14	1	1.750	2.817	1.880
208-1JBPX-10 90	1/2	5/8-14	1-1/16	2.000	3.057	2.120
210-1JBPX-10 90	5/8	5/8-14	1-1/16	2.000	3.265	2.140
210-1JBPX-12 90	5/8	3/4-14	1-1/4	2.250	3.265	2.140
412-1JBPX-12 90	3/4	3/4-14	1-1/4	2.250	4.610	2.755
412-1JBPX-16 90	3/4	1-14	1-1/2	2.875	4.719	2.864
416-1JBPX-16 90	1	1-11	1-1/2	2.250	4.940	2.890
416-1JBPX-20 90	1	1-1/4-11	1-7/8	3.000	6.803	4.753
220-1JBPX-20 90	1-1/4	1-1/4-11	1-7/8	4.500	6.843	4.920

BRITISH STANDARD PARALLEL PIPE BSPP SWIVEL FEMALE STEM 30° CONE



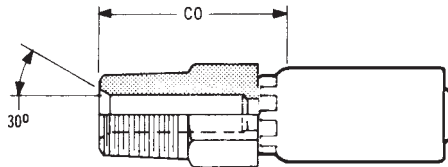
Part Number	Hose I.D.	Thread	Nut Hex	Stem Hex	Fitting Length	-CO-Cutoff
204-1JBPX-4	1/4	1/4-19	11/16	5/8	1.939	1.029
204-1JBPX-6	1/4	3/8-19	7/8	5/8	2.033	1.123
206-1JBPX-6	3/8	3/8-19	7/8	11/16	2.033	1.123
206-1JBPX-8	3/8	1/2-14	1	13/16	2.127	1.217
208-1JBPX-8	1/2	1/2-14	1	13/16	2.377	1.217
208-1JBPX-10	1/2	5/8-14	1-1/16	13/16	2.464	1.304
210-1JBPX-10	5/8	5/8-14	1-1/16	1	2.543	1.383
210-1JBPX-12	5/8	3/4-14	1-1/4	1	2.628	1.468
412-1JBPX-12	3/4	3/4-14	1-1/4	1-1/16	3.344	1.489
412-1JBPX-16	3/4	1-11	1-1/2	1-1/4	3.344	1.489
416-1JBPX-16	1	1-11	1-1/2	1-3/8	3.565	1.515
220-1JBPX-20	1-1/4	1-1/4-11	1-7/8	1-3/4	4.036	2.114



1J

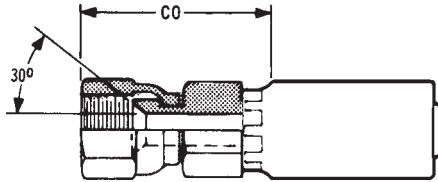
One-Piece Bite the Wire British Standard Fittings for SAE 100R1AT, 100R2AT, 100R5, 100R16, 100R17, Hydra-Lite I & II, and Hydra-Max

BRITISH STANDARD TAPERED PIPE BSPT SOLID MALE STEM 30° SEAT



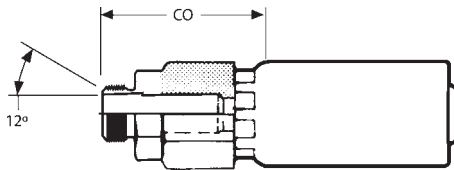
Part Number	Hose I.D.	Thread	Hex	Fitting Length	-CO-Cutoff
204-1JBT-104	1/4	1/4-19	5/8	1.875	.965
204-1JBT-106	1/4	3/8-19	11/16	1.875	.965
206-1JBT-106	3/8	3/8-19	11/16	1.906	.996
208-1JBT-108	1/2	1/2-14	7/8	2.316	1.156
412-1JBT-112	3/4	3/4-14	1-1/16	3.197	1.342
416-1JBT-116	1	1-11	1-3/8	3.603	1.553

KOMATSU SWIVEL FEMALE STEM 30° SEAT



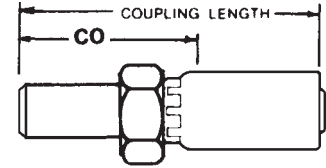
Part Number	Hose I.D.	Thread	Nut Hex	Stem Hex	Fitting Length	-CO-Cutoff
204-1JKU-614	1/4	14MM X 1.5	3/4	5/8	2.035	1.125
204-1JKU-618	1/4	18MM X 1.5	7/8	11/16	2.158	1.248
206-1JKU-618	3/8	18MM X 1.5	7/8	11/16	2.158	1.248
208-1JKU-622	1/2	22MM X 1.5	1-1/16	13/16	2.545	1.385
208-1JKU-624	1/2	24MM X 1.5	1-1/4	1	2.631	1.471
210-1JKU-624	5/8	24MM X 1.5	1-1/4	1	2.662	1.502
412-1JKU-630	3/4	30MM X 1.5	1-1/2	1-1/4	3.584	1.729
416-1JKU-633	1	33MM X 1.5	1-5/8	1-3/8	3.805	1.755
220-1JKU-636	1-1/4	36MM X 1.5	1-3/4	1-3/4	4.198	2.276
224-1JKU-642	1-1/2	42MM X 1.5	2-1/4	2	4.795	2.457

SOLID MALE STEM DIN 20078 LIGHT 12° SEAT



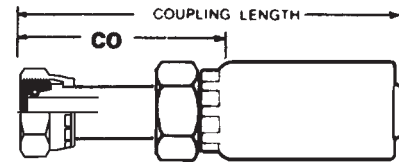
Part Number	Hose I.D.	Thread	Hex	Fitting Length	-CO-Cutoff
204-1JDL-112	1/4	12MM X 1.5	1/2	1.793	.883
204-1JDL-114	1/4	14MM X 1.5	5/8	1.793	.883
204-1JDL-116	1/4	16MM X 1.5	11/16	1.793	.883
206-1JDL-116	3/8	16MM X 1.5	11/16	1.824	.914
206-1JDL-118	3/8	18MM X 1.5	3/4	1.824	.914
206-1JDL-122	3/8	22MM X 1.5	7/8	1.910	1.000
208-1JDL-122	1/2	22MM X 1.5	7/8	2.222	1.062
208-1JDL-126	1/2	26MM X 1.5	1-1/16	2.222	1.062
210-1JDL-126	5/8	26MM X 1.5	1-1/16	2.253	1.093
412-1JDL-126	3/4	26MM X 1.5	1-1/16	3.031	1.176
412-1JDL-130	3/4	30MM X 2	1-1/4	3.081	1.226
412-1JDL-136	3/4	36MM X 2	1-1/2	3.231	1.376
416-1JDL-136	1	36MM X 2	1-1/2	3.515	1.465

METRIC STAND PIPE



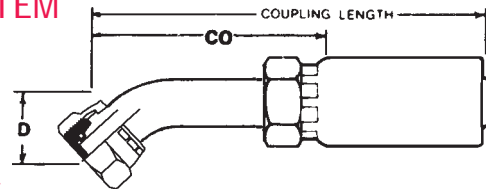
Part Number	Hose I.D.	Din Tube O.D. (MM)	Tube Length	Fitting Length	-CO-Cutoff
204-1JST-6M	1/4	6	.750	2.187	1.312
204-1JST-8M	1/4	8	.875	2.312	1.437
204-1JST-10M	1/4	10	.875		
406-1JST-10M	3/8	10	.875	2.472	1.562
406-1JST-12M	3/8	12	1.000	2.597	1.687
406-1JST-14M	3/8	14	1.000		
408-1JST-15M	1/2	15	1.000	2.847	1.687
408-1JST-16M	1/2	16	1.000	2.847	1.687
408-1JST-18M	1/2	18	1.125		
410-1JST-18M	5/8	18	1.125	3.003	1.843
410-1JST-20M	5/8	20	1.125		
412-1JST-20M	3/4	20	1.125	3.691	1.836
412-1JST-22M	3/4	22	1.250		
412-1JST-25M	3/4	25	1.250		
416-1JST-25M	1	25	1.250	4.050	2.000
416-1JST-28M	1	28	1.250		
416-1JST-30M	1	30	1.250		

METRIC SWIVEL FEMALE STEM DIN 20078 LIGHT STRAIGHT W/O-RING



Part Number	Hose I.D.	Thread	DIN Tube O.D.(mm)	Nut Hex (mm)	Fitting Length	-CO-Cutoff
204-1JDL-612	1/4	12MM X 1.5	6	17	1.850	.940
204-1JDL-614	1/4	14MM X 1.5	8	17	1.811	.901
204-1JDL-616	1/4	16MM X 1.5	10	19	1.831	.921
206-1JDL-616	3/8	16MM X 1.5	10	19	1.831	.921
206-1JDL-618	3/8	18MM X 1.5	12	22	1.870	.960
206-1JDL-622	3/8	22MM X 1.5	15	27	2.008	1.098
208-1JDL-622	1/2	22MM X 1.5	15	27	2.244	1.084
210-1JDL-626	5/8	26MM X 1.5	18	32	2.264	1.104

METRIC SWIVEL FEMALE STEM DIN 20078 LIGHT 45° BENT TUBE W/O-RING

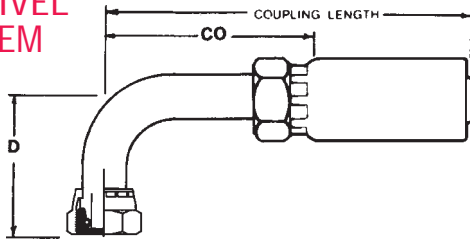


Part Number	Hose I.D.	Thread	DIN Tube O.D.(mm)	Nut Hex (mm)	-D-Drop	Fitting Length	-CO-Cutoff
204-1JDL-614 45	1/4	14MM X 1.5	8	17	.748	2.402	1.492
204-1JDL-616 45	1/4	16MM X 1.5	10	19	.748	2.402	1.492
206-1JDL-616 45	3/8	16MM X 1.5	10	19	.827	2.638	1.728
206-1JDL-618 45	3/8	18MM X 1.5	12	22	.846	2.677	1.767
208-1JDL-622 45	1/2	22MM X 1.5	15	27	.984	3.189	2.029
210-1JDL-626 45	5/8	26MM X 1.5	18	32	1.063	3.445	2.285

One-Piece Bite the Wire British Standard Fittings for SAE 100R1AT, 100R2AT, 100R5, 100R16, 100R17, Hydra-Lite I & II, and Hydra-Max

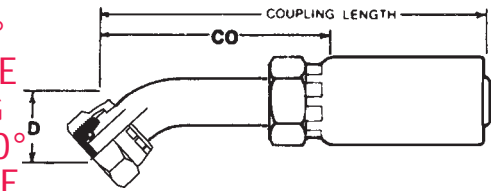


METRIC SWIVEL FEMALE STEM DIN 20078 LIGHT 90° BENT TUBE W/O-RING



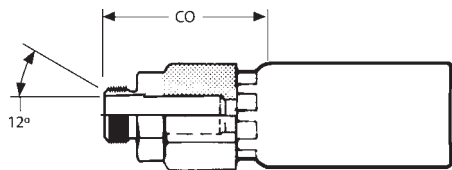
Part Number	Hose I.D.	Thread	DIN Tube O.D.(mm)	Nut Hex (mm)	-D- Drop	Fitting Length	-CO- Cutoff
204-1JDL-612 90	1/4	12MM X 1.5	6	17	1.417	1.969	1.059
204-1JDL-614 90	1/4	14MM X 1.5	8	17	1.378	1.929	1.019
204-1JDL-616 90	1/4	16MM X 1.5	10	19	1.358	1.969	1.059
206-1JDL-616 90	3/8	16MM X 1.5	10	19	1.575	2.244	1.334
206-1JDL-618 90	3/8	18MM X 1.5	12	22	1.614	2.244	1.334
206-1JDL-622 90	3/8	22MM X 1.5	15	27	1.713	2.244	1.334
208-1JDL-622 90	1/2	22MM X 1.5	15	27	1.890	2.717	1.557
208-1JDL-626 90	1/2	26MM X 1.5	18	32	1.772	2.717	1.557
210-1JDL-626 90	5/8	26MM X 1.5	18	32	2.185	3.071	1.911

METRIC SWIVEL FEMALE STEM DIN 20078 HEAVY 45° BENT TUBE W/O-RING AND 12/30° UNIV. CONE



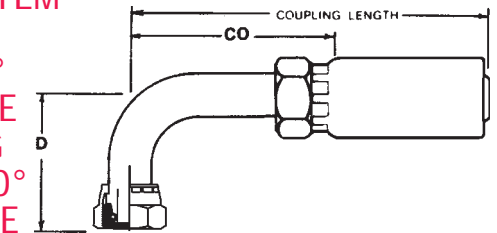
Part Number	Hose I.D.	Thread	DIN Tube O.D.(mm)	Nut Hex (mm)	-D- Drop	Fitting Length	-CO- Cutoff
204-1JDH-618 45	1/4	18MM X 1.5	10	22	.807	2.421	1.511
206-1JDH-620 45	3/8	20MM X 1.5	12	24	.984	2.815	1.905
206-1JDH-622 45	3/8	22MM X 1.5	14	27	.906	2.736	1.826
208-1JDH-624 45	1/2	24MM X 1.5	16	30	.945	3.150	1.990
210-1JDH-630 45	5/8	30MM X 2	20	36	1.240	3.622	2.462

SOLID MALE STEM DIN 20078 HEAVY 12° SEAT



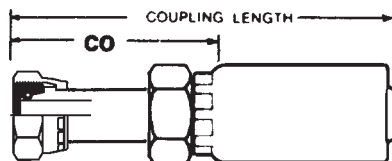
Part Number	Hose I.D.	Thread	Hex	Fitting Length	-CO- Cutoff
204-1JDH-116	1/4	16MM X 1.5	11/16	1.793	.883
204-1JDH-118	1/4	18MM X 1.5	3/4	1.793	.883
206-1JDH-120	3/8	20MM X 1.5	7/8	1.870	.960
206-1JDH-122	3/8	22MM X 1.5	7/8	1.910	1.000
208-1JDH-124	1/2	24MM X 1.5	1	2.272	1.112
210-1JDH-130	5/8	30MM X 2	1-3/16	2.303	1.143
412-1JDH-130	3/4	30MM X 2	1-3/16	3.081	1.226
412-1JDH-136	3/4	36MM X 2	1-1/2	3.231	1.376
416-1JDH-136	1	36MM X 2	1-1/2	3.515	1.465
416-1JDH-142	1	42MM X 2	1.3/4	3.615	1.565

METRIC SWIVEL FEMALE STEM DIN 20078 HEAVY 90° BENT TUBE W/O-RING AND 12/30° UNIV. CONE



Part Number	Hose I.D.	Thread	DIN Tube O.D.(mm)	Nut Hex (mm)	-D- Drop	Fitting Length	-CO- Cutoff
204-1JDH-616 90	1/4	16MM X 1.5	8	19	1.378	1.929	1.019
204-1JDH-618 90	1/4	18MM X 1.5	10	22	1.437	1.929	1.019
206-1JDH-618 90	3/8	18MM X 1.5	10	22	1.594	2.244	1.334
206-1JDH-620 90	3/8	20MM X 1.5	12	24	1.811	2.244	1.334
206-1JDH-622 90	3/8	22MM X 1.5	14	27	1.693	2.244	1.334
208-1JDH-624 90	1/2	24MM X 1.5	16	30	1.831	2.717	1.557
210-1JDH-630 90	5/8	30MM X 2	20	36	2.461	3.071	1.911

METRIC SWIVEL FEMALE STEM DIN 20078 HEAVY STRAIGHT W/O-RING AND 12/30° UNIV. CONE



Part Number	Hose I.D.	Thread	DIN Tube O.D.(mm)	Nut Hex (mm)	Fitting Length	-CO- Cutoff
204-1JDH-616	1/4	16MM X 1.5	8	19	1.850	.940
204-1JDH-618	1/4	18MM X 1.5	10	22	1.890	.980
206-1JDH-618	3/8	18MM X 1.5	10	22	1.890	.980
206-1JDH-620	3/8	20MM X 1.5	12	24	2.106	1.196
206-1JDH-622	3/8	22MM X 1.5	14	27	1.969	1.059
208-1JDH-624	1/2	24MM X 1.5	16	30	2.165	1.005
210-1JDH-630	5/8	30MM X 2	20	36	2.520	1.360