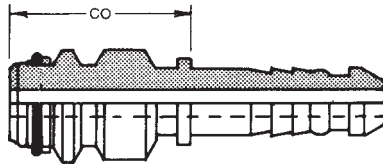


Stems for SAE 100R1, 100R1AT, 100R2, 100R2AT, 100R3, 100R4, 100R5, Hydra-Lite I & II

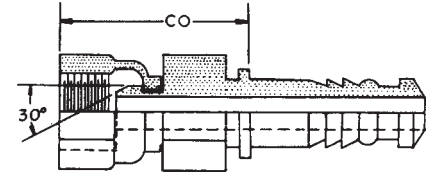


MALE "O"-LOK STEM



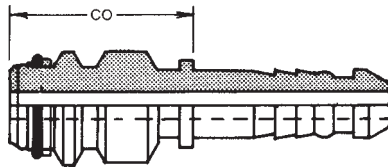
Part Number	Hose I.D.	Male Size	Stem I.D.	Fitting Length	-CO-Cutoff
204-S04	1/4	1/4	.156	2.227	1.317
206-S06	3/8	3/8	.296	2.227	1.317
208-S08	1/2	1/2	.406	2.477	1.317
412-S12	3/4	3/4	.625	2.619	1.369
416-S16	1	1	.843	3.370	1.600
220-S20	1-1/4	1-1/4	1.062	3.683	1.764
224-S24	1-1/2	1-1/2	1.250	4.320	1.555
232-S32	2	2	1.655	5.160	2.035

NPSM SWIVEL FEMALE STEM STAINLESS



Part Number	Hose I.D.	Thread	Stem Hex	Nut Hex	Stem I.D.	Fitting Length	-CO-Cutoff
208-SS-8 FPX	1/2	1/2 - 14	13/16	1	.406	2.390	1.230

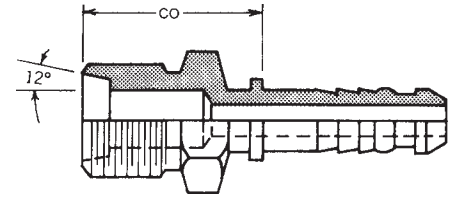
MALE "O"-LOK STEM STAINLESS



Part Number	Hose I.D.	Male Size	Stem I.D.	Fitting Length	-CO-Cutoff
206-SS-S06	3/8	3/8	.296	2.227	1.317
208-SS-S08	1/2	1/2	.406	2.477	1.317

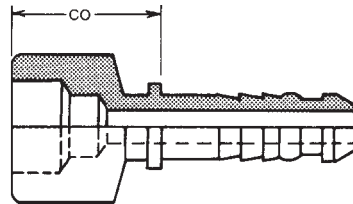
MALE FLARELESS STEM

For Flareless Sleeve and Nut



Part Number	Hose I.D.	Thread	Hex	Stem I.D.	Fitting Length	-CO-Cutoff
203-E04	3/16	7/16-20	1/2	.125	1.831	.921
204-E04	1/4	7/16-20	5/8	.156	1.831	.921
204-E05	1/4	1/2-20	5/8	.156	1.831	.921
204-E06	1/4	9/16-18	5/8	.156	1.847	.937
206-E04	3/8	7/16-20	11/16	.234	1.863	.953
206-E05	3/8	1/2-20	11/16	.234	1.863	.953
206-E06	3/8	9/16-18	11/16	.296	1.879	.969
206-E08	3/8	3/4-16	13/16	.296	1.971	1.061
208-E08	1/2	3/4-16	13/16	.406	2.285	1.125
208-E10	1/2	7/8-14	1	.406	2.348	1.188
208-E11	1/2	15/16-16	1	.406	2.347	1.187
212-E12	3/4	1-1/16 - 12	1-1/8	.625	2.614	1.364
216-E16	1	1-5/16 - 12	1-3/8	.844	2.923	1.453
216-SP-E16	1	1-5/16 - 16	1-5/8	.844	2.923	1.453
216-E20	1	1-5/8 - 12	1-3/4	.844	2.923	1.453
220-E20	1-1/4	1-5/8 - 12	1-3/4	1.062	3.662	1.738

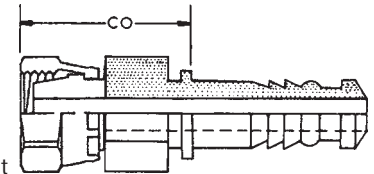
FEMALE "O"-LOK STEM



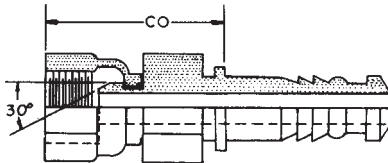
Part Number	Hose I.D.	Female Size	Stem I.D.	Fitting Length	-CO-Cutoff
232-F-S32	2	2	1.655	5.344	3.167

SWIVEL FEMALE FLARELESS 24° CONE

For Flareless Sleeve and Nut



NPSM SWIVEL FEMALE STEM



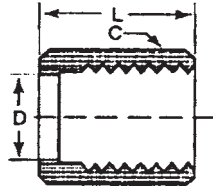
Part Number	Hose I.D.	Thread	Stem Hex	Nut Hex	Stem I.D.	Fitting Length	-CO-Cutoff
203-4 FPX	3/16	1/4-18	1/2	11/16	.125	1.829	.919
204-4 FPX	1/4	1/4-18	5/8	11/16	.156	1.937	1.027
204-6 FPX	1/4	3/8-18	5/8	7/8	.156	2.040	1.143
206-4 FPX	3/8	1/4-18	11/16	11/16	.250	1.960	1.079
206-6 FPX	3/8	3/8-18	11/16	7/8	.296	2.062	1.153
208-8 FPX	1/2	1/2-14	13/16	1	.406	2.390	1.230
210-12 FPX	5/8	3/4-14	1-1/8	1-1/4	.500	2.628	1.718
212-12 FPX	3/4	3/4-14	1-1/16	1-1/4	.625	2.769	1.519
216-16 FPX	1	1 - 11-1/2	1-3/8	1-1/2	.843	2.980	1.520
220-20 FPX	1-1/4	1-1/4 - 11-1/2	1-3/4	1-7/8	1.062	4.054	1.705

Part Number	Hose I.D.	Thread	Stem Hex	Nut Hex	Stem I.D.	Fitting Length	-CO-Cutoff
203-MFX-5	3/16	1/2-20	1/2	11/16	.125	2.021	1.111
204-MFX-4	1/4	7/16-20	5/8	9/16	.156	2.122	1.237
204-MFX-5	1/4	1/2-20	5/8	11/16	.156		
206-MFX-6	3/8	9/16-18	11/16	3/4	.296		
206-MFX-8	3/8	3/4-16	11/16	7/8	.296		
208-MFX-8	1/2	3/4-16	13/16	7/8	.406		
208-MFX-10	1/2	7/8-14	13/16	1-1/16	.406		
208-MFX-11	1/2	15/16-16	1	1-1/8	.406		
212-MFX-12	3/4	1-1/16-12	1-1/16	1-1/4	.625	3.017	1.777
216-MFX-16	1	1-5/16-12	1-3/8	1-1/2	.844	3.487	2.032
216-MFXSP-16	1	1-5/16-16	1-3/8	1-1/2	.844	3.487	2.032
220-MFX-20	1-1/4	1-5/8-12	1-3/4	2	1.062		
224-MFX-24	1-1/2	1-7/8-12	2	2-1/4	1.312		



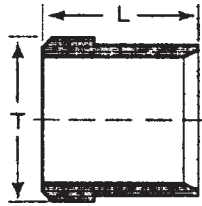
Stems for SAE 100R1, 100R1AT, 100R2, 100R2AT, 100R3, 100R4, 100R5, Hydra-Lite I & II

NUT FOR MALE FLARELESS STEM AND STAND PIPE



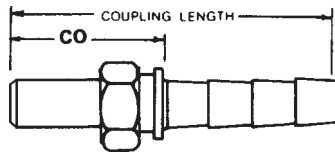
Part Number	Tube O.D.	Thread	Hex	Length
E04-N	1/4	7/16 - 20	9/16	.700
E05-N	5/16	1/2 - 20	5/8	.720
E06-N	3/8	9/16 - 18	11/16	.750
E08-N	1/2	3/4 - 16	7/8	.840
E10-N	5/8	7/8 - 14	1	.920
E12-N	3/4	1-1/16 - 12	1-1/4	.970
E16-N	1	1-5/16 - 12	1-3/8	1.050
E20-N	1-1/4	1-5/8 - 12	2	1.050

SLEEVE FOR MALE FLARELESS STEM AND STAND PIPE

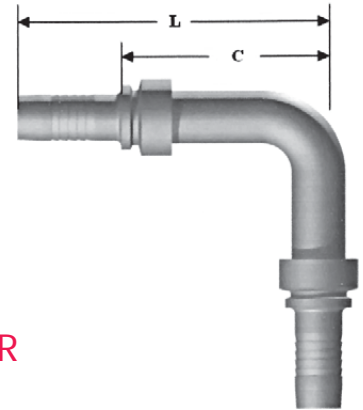


Part Number	Tube O.D.	Sleeve O.D.	Length
E04-S	1/4	.370	.360
E05-S	5/16	.420	.340
E06-S	3/8	.500	.390
E08-S	1/2	.660	.430
E10-S	5/8	.780	.440
E12-S	3/4	.930	.480
E16-S	1	1.190	.480
E20-S	1-1/4	1.450	.480

INCH STAND PIPE



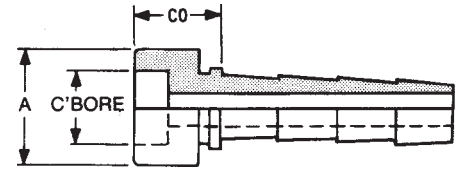
Part Number	Hose I.D.	Tube O.D.	Tube Length	Fitting Length	-CO-Cutoff
204-ST-4	1/4	1/4	.750	2.222	1.312
204-ST-6	1/4	3/8	.875	2.347	1.437
205-ST-6	5/16	3/8	.875	2.347	1.437
406-ST-6	3/8	3/8	.875	2.472	1.562
406-ST-8	3/8	1/2	1.000	2.597	1.687
408-ST-8	1/2	1/2	1.000	2.847	1.687
408-ST-10	1/2	5/8	1.000	2.847	1.687
410-ST-12	5/8	3/4	1.125	3.003	1.843
412-ST-12	3/4	3/4	1.125	3.691	1.836
416-ST-16	1	1	1.250	4.050	2.000



LENGTH EXTENDER 90° BENT TUBE

Part Number	Hose I.D.	Tubing	Tube Length	-C-Cutoff	Tube Steel
• 206-90-T06	3/8	3/8 +.065W	3.070	1.91	206-T06
• 208-90-T08	1/2	1/2 +.095W	3.070	2.38	208-T08
• 412-90-T12	3/4	3/8 +.109W	4.235	2.76	412-T12
• 416-90-T16	1	1 +.120W	4.810	3.30	416-T16
• 420-90-T20	1-1/4	1-1/4 +.120W	5.180	2.16	420-T20

TUBE STEM



Part Number	Hose I.D.	C'Bore DIA	C'Bore Depth	-A-O.D.	Stem I.D.	Fitting Length	-CO-Cutoff
203-T03	3/16	3/16	.218	1/2	.125	1.390	.515
203-T04	3/16	1/4	.218	1/2	.125	1.390	.515
203-T05	3/16	5/16	.218	1/2	.125	1.390	.515
204-T03	1/4	3/16	.218	.604	.156	1.472	.562
204-T04	1/4	1/4	.218	.604	.156	1.472	.562
204-T05	1/4	5/16	.218	.604	.156	1.472	.562
204-T06	1/4	3/8	.218	.604	.156	1.472	.562
205-T04	5/16	1/4	.218	.604	.234	1.472	.562
205-T05	5/16	5/16	.218	.604	.234	1.472	.562
205-T06	5/16	3/8	.218	.604	.234	1.472	.562
206-T04	3/8	1/4	.218	3/4	.296	1.472	.562
206-T05	3/8	5/16	.218	3/4	.296	1.472	.562
206-T06	3/8	3/8	.218	3/4	.296	1.472	.562
206-T08	3/8	1/2	.218	3/4	.296	1.472	.562
206-T10	3/8	5/8	.218	1-3/16	.296	1.472	.562
208-T06	1/2	3/8	.218	7/8	.359	1.723	.562
208-T08	1/2	1/2	.218	7/8	.406	1.723	.562
208-T10	1/2	5/8	.218	1	.406	1.723	.562
208-T12	1/2	3/4	.218	1	.406	1.723	.562
210-T08	5/8	1/2	.312	1	.466	1.890	.734
210-T10	5/8	5/8	.312	1	.500	1.890	.734
210-T12	5/8	3/4	.312	1	.500	1.890	.734
212-T10	3/4	5/8	.375	1-3/16	.625	2.005	.755
212-T12	3/4	3/4	.375	1-3/16	.625	2.005	.755
212-T14	3/4	7/8	.375	1-3/16	.625	2.005	.755
212-T16	3/4	1	.375	1-3/16	.625	2.005	.755
214-T16	7/8	1	.375	1-3/16	.671	2.005	.755
216-T12	1	3/4	.375	1-1/2	.734	2.235	.765
216-T16	1	1	.375	1-1/2	.843	2.235	.765
420-T20	1-1/4	1-1/4	.375	1-7/16	1.062	2.840	1.920
420-T24	1-1/4	1-1/2	.375	1-3/4	1.062	2.840	1.920
424-T20	1-1/2	1-1/4	.375	1-13/16	1.234	3.562	2.659
424-T24	1-1/2	1-1/2	.375	1-13/16	1.250	3.258	2.338
424-T32	1-1/2	2	.375	2-1/4	1.250	3.258	2.338
432-T32	2	2	.375	2-1/4	1.655	4.086	3.167

• Indicates change or new product